



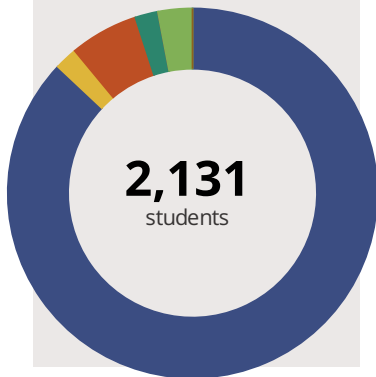
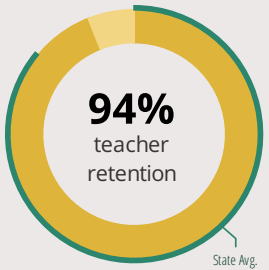
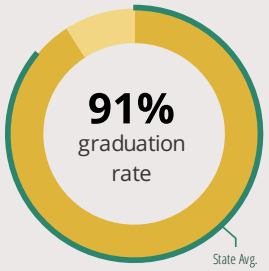
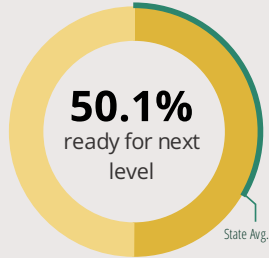
HONONEGAH HIGH SCHOOL

307 SALEM ST ROCKTON, IL 61072 2630 (815) 624-5005

Grades: 9-12
District: HONONEGAH CHD 207

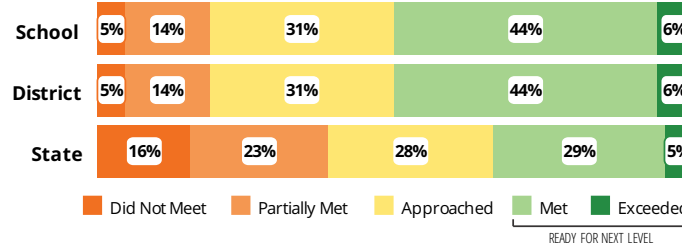
Principal: Mr. Eric Flohr
Superintendent: Dr. Lynn Gibson

FAST FACTS



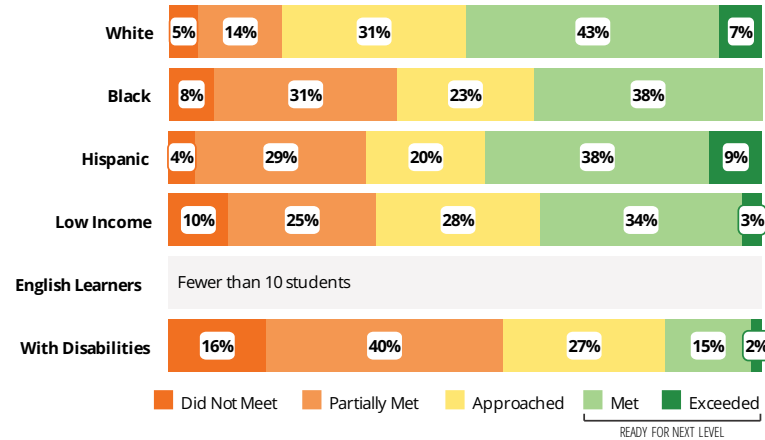
Academic Success

All Illinois students in grades 3-8 take the PARCC assessment each year. High school students take the PARCC in specific Math or English Language Arts (ELA) courses.



Success by Student Group

This display shows PARCC performance levels for each student group. No data is shown for groups with fewer than 10 students.



Student Characteristics

White	87%	Low Income	17%
Black	2%	English Learners	0%
Hispanic	6%	With Disabilities	11%
Asian	2%	Homeless	0%
American Indian	0%		
Two or More Races	3%		
Pacific Islander	0%		

School Environment



The **5Essentials Survey** allows students in grades 6-12 and all teachers to share their perspectives on essential conditions for learning. The anonymous survey consists of 5 components.

- Most implementation
- More implementation
- Average implementation
- Less implementation
- Least implementation
- Not Applicable/Low Response

Response Rates

Students	-
Teachers	-

Effective Leaders

Do principals and teachers implement a shared vision for success?

Collaborative Teachers

Do teachers collaborate to promote professional growth?

Ambitious Instruction

Are the classes challenging and engaging?

Supportive Environment

Is the school safe, demanding, and supportive?

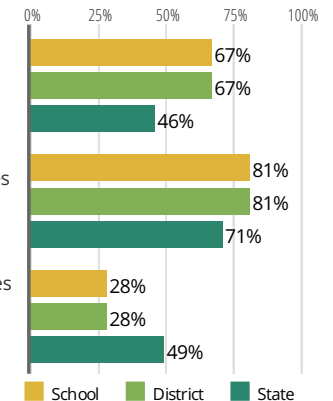
Involved Families

Does the entire staff build strong external relationships?

College Readiness

Ready for College Coursework

Students who meet or exceed ACT college readiness benchmarks



Postsecondary Enrollment

Students who enroll at colleges and universities

Postsecondary Remediation (lower is better)

Students enrolled in Illinois community colleges who require remedial coursework



HONONEGAH HIGH SCHOOL

School Highlights

Academic Courses

We offer 16 AP classes and many challenging academic classes in several areas such as Fine Arts, Music, Career and Technical Education, Social Sciences, and World Languages. We also offer Project Lead the Way classes.

Physical Education, Health and Wellness

Health Education Courses, Personal Fitness, Weight Lifting/Toning

Other Programs and Activities

Mentoring Program, Tutoring Program, Drama/Theatre, Marching Band, Debate Team, Forensics/Speech Teams, National Honor Society, Scholastic Bowl, Science Olympiad, Student Ambassadors, Student Council/Government, Robotics, Worldwide Youth in Science and Engineering (WYSE), and FBLA.

School Awards

2013 IL Teacher of the Year Finalist; 170 AP Scholars; 83 IL State Scholars; 11 National Board Certified teachers; Top 5% of high schools in Illinois according to Newsweek, Washington Post, and US News; 4 National Merit Qualifiers with 1 Merit Semi-Finalist; NIC-10 All-Sports winner

Career Development Courses and Programs

We offer Accounting, Marketing, Automotive, Graphic Design, Business Law, Photography, Theatre, Band, Choir, and several Fine Arts classes. We also have our students take the Career Cruising inventory when they are freshman as part of our Workplace Readiness program.

Athletics

Baseball, Basketball, Bowling, Cross Country, Football, Golf, Soccer, Swimming & Diving, Tennis, Track & Field, Wrestling, Conditioning and Fitness Classes, Competitive Cheerleading, Competitive Dance, Softball, Volleyball, Intramural Sports, and Three-Point Showdown.

School Personnel Resources

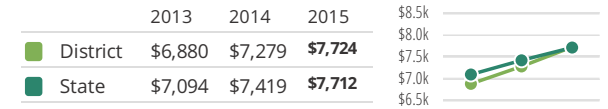
Librarian/Media Specialist, Paraprofessional, School Guidance Counselor, School Nurse, School Psychologist, School Social Worker, Special Education Teacher

Facilities

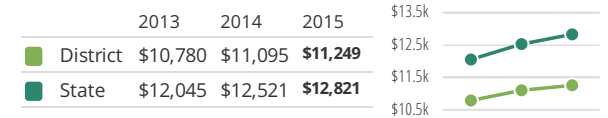
Most of this data has been collected by ISBE from school districts through data systems. Some information, such as the School Highlights, is entered directly by principals and can be updated throughout the year.

District Finance

Instructional Spending per Pupil includes only the activities directly dealing with the teaching of students or the interaction between teachers and students.



Operational Spending per Pupil includes all costs for overall operations in this school's district, including Instructional Spending, but excluding summer school, adult education, capital expenditures, and long-term debt payments.



Educator Measures

This school has had **5 principal(s)** over the past 6 years. In the last three years, an average of **94% of teachers** return to this school each year.

Student Attendance and Mobility

Attendance Rate

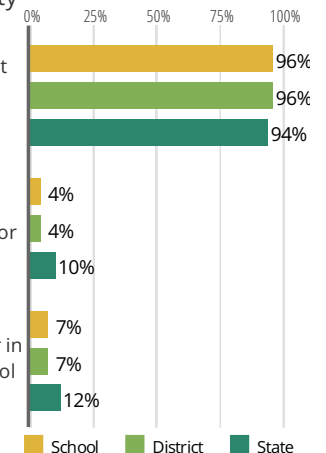
Rate at which students are present at school, not including excused or unexcused absences

Chronic Truancy Rate

Percentage of students who have been absent without valid reasons for 5% or more of regular school days

Student Mobility

Percentage of students who transfer in or out of the school during the school year, not including graduates



FOR MORE INFORMATION

Visit IllinoisReportCard.com to see additional details about each item of information for this school. There you will find charts spanning multiple years, detailed explanations, resources, more of the school's programs and activities, and powerful tools that let you dig deeper into data.